

Improve your quality of life with the

SACROILIAC JOINT FUSION



Suffering from back, hip or leg pain?

If low back, hip or leg pain limits your daily activities, affects your mood, your health and your general well-being...

You're certainly not alone!

Has your doctor recommended Sacroiliac Joint Fusion?

There are a number of surgical and non-surgical solutions available to treat your disease. Depending on your condition, your doctor may suggest that you undergo a sacroiliac joint fusion.



**The Medacta
M.U.S.T. Sacroiliac (SI) System
may be the solution for you!**

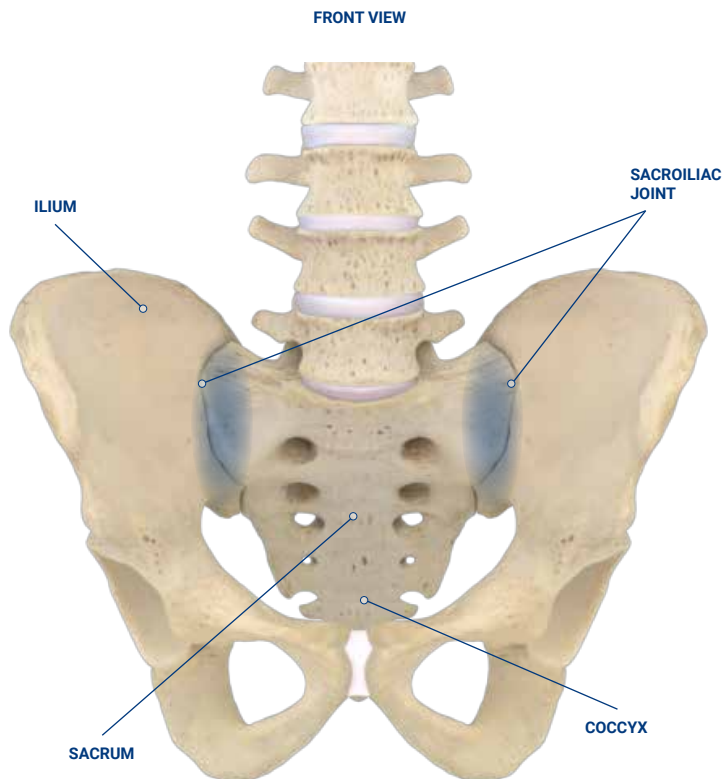


Sacroiliac Joint Anatomy

The **sacroiliac (SI)** joint is formed by the connection of **sacrum** and **iliac bones**, which are joined by strong ligaments. The sacrum supports the spine.

The **SI joints** acts as shock-absorbers, limiting abnormal motion and transmitting load from the upper body to the hips and legs.

The SI joint is stabilized posteriorly by ligaments and muscles. The normal SI joint moves approximately 2-4mm in any directions. Motion decreases with aging. The sacroiliac ligaments in women are less stiff allowing the mobility necessary for childbirth.

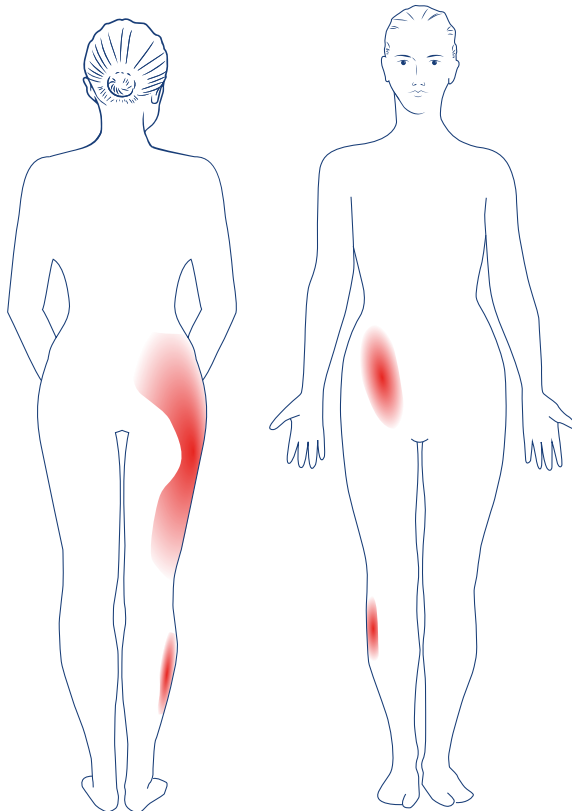


What is Sacroiliac Joint Pain?

The cause of sacroiliac pain is often unidentified. It can occur with normal wear, traumatic events that may lead to abnormal motion of the sacroiliac joint (**Sacroiliac Joint Disruption**) and inflammation (**Degenerative Sacroiliitis and Degenerative Arthritis**).

When this happens, your sacroiliac joints lose their shock absorbing abilities which can lead to abnormal motion or misalignment of your spine, which often results in pain.

Symptoms of sacroiliac joint pain include any combination of numbness, weakness, or sharp, shooting pains in the buttocks, hips, or back of the leg. Any of these symptoms may limit activities of your daily life and affect your general well-being.

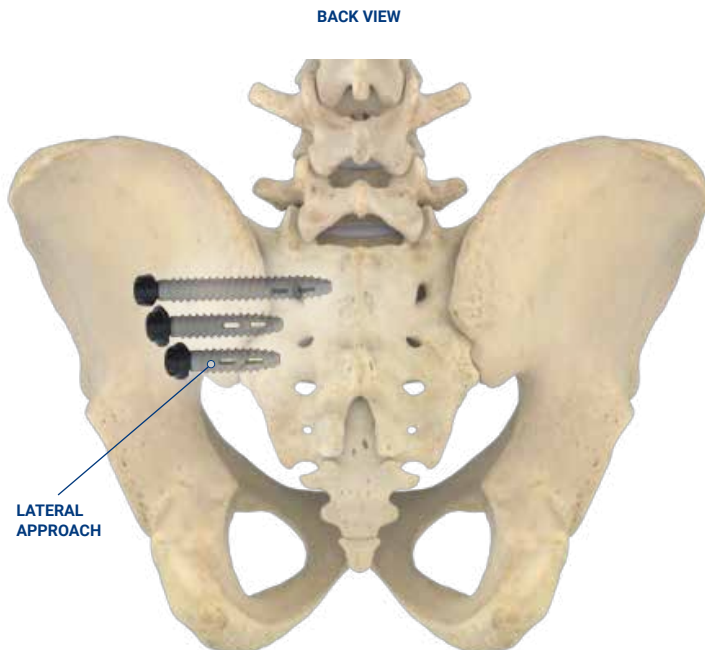


What is a Sacroiliac Joint Fusion?

A sacroiliac joint fusion surgery is a means of using sacroiliac implants to help stabilize your sacroiliac joint. Your surgeon will make a small incision just below your waist to insert the sacroiliac screws through your iliac bone into your sacrum to fixate them together to help stabilize your sacroiliac joint. Typically, but not always, two or three devices are implanted to improve the stability.

Medacta M.U.S.T. SI system offers different implant sizes and it consists of:

- A **screw** that is inserted through your iliac bone, sacroiliac joint, and into your sacrum
- A **washer**, if needed, that is connected to the screw and helps to better distribute forces to your iliac bone



Why a Sacroiliac Joint Fusion?

If conservative measures to control your pain, inflammation and disability are not effective, your doctor may suggest that you undergo a **Sacroiliac Joint Fusion** tailored specifically to your spinal anatomy, severity of your disease, and your overall medical condition. To ensure a fast recovery following surgery, it is important to follow your doctors instructions carefully.

The benefits of a successful Sacroiliac Joint Fusion include:

- 1. DELAY, AND IN SOME CASES, AVOID THE NEED OF SPINAL FUSION**
- 2. PAIN RELIEF, RECOVERY OF MOBILITY, AND CONSEQUENT IMPROVEMENT IN YOUR QUALITY OF LIFE**

Such benefits can be achieved even with a:

- 3. SHORT HOSPITAL STAY AND FAST RECOVERY**
- 4. MINIMALLY INVASIVE APPROACH THROUGH A SMALL INCISION**





If you still have any questions or concerns about your Sacroiliac Joint Fusion, contact your doctor and discuss the pros and cons to make sure it is the right option for you.

To find out if M.U.S.T. Sacroiliac is right for your spine, please visit the website:
patientspine.medacta.com

*"I had lower back and leg pain for the longest time and now I don't!
I feel like I can finally keep up with my grandchildren, which makes
all the difference in the world to me!"*

R.B., USA

*"My surgeon told me that this procedure would be quick
and minimally invasive...and it was!"*

T.B., USA