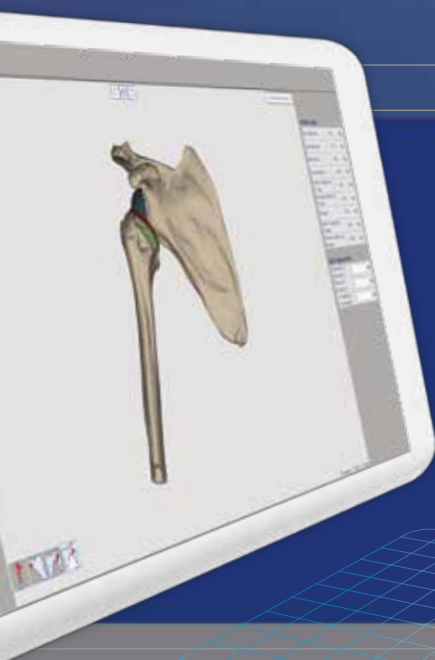


 *My Shoulder*[®]

PATIENT MATCHED TECHNOLOGY
IN SHOULDER SURGERY

ACCURACY IS PREDICTABLE



Brochure

Joint

Spine

Sports Med

 **edacta**
International 

INNOVATION: THE KEY TO SUCCESS

Medacta's core philosophy is based on the belief that innovation is the key to success. The company consistently strives to develop and deliver cutting-edge solutions for Orthopaedics.

The MyShoulder system is one of these solutions, allowing a surgeon to carry out the preoperative 3D planning and to deliver an accurate implant placement using the CT-based and 3D printed cutting and positioning guides.

The MyShoulder 3D printed patient-specific guides are:

- **A humeral cutting guide** that allows for an accurate resection of the humeral head.
- **A glenoid guide** that helps ensure that the k-wire is placed in the planned position of the glenoid vault.



MyShoulder is a system providing complete 3D preoperative planning and 3D printed patient-specific guides, developed on the basis of the success of Medacta Patient-Matched Technology.

COMPLETE 3D PREOPERATIVE PLANNING

The MyShoulder 3D preoperative planning is based on the surgeon's specific preferences and the patient's anatomy, and is submitted to the surgeon for approval through an **interactive website** available at <https://myshoulder.medacta.com>.

The surgeon can modify the implant's type, size and position according to her/his preferences and her/his clinical practice. The WebPlanner simulates the postoperative range of motion of the shoulder joint and the postoperative humeral displacement.

DISCOVER MORE



PATIENT-SPECIFIC SOLUTION!

WHY MYSHOULDER?

- **TO PROVIDE THE SURGEON WITH A 3D PREOPERATIVE PLANNING SUITE TO ASSIST WITH THE IMPLANT SELECTION AND POSITIONING**

3D printed patient-specific guides and models are included to ensure that the surgical plan is followed.

- **TO REDUCE THE NECESSARY LEAD TIME TO ONLY 3 WEEKS**

Starting from the approval of the planning.

- **A DESIGNATED MYSHOULDER TECHNICIAN ASSISTS WITH PREOPERATIVE PLANNING**

Each surgeon is assigned a personal MyShoulder technician with the aim of developing a direct relationship and allowing familiarization with his/her preferences.

- **ONCE THE PLANNING HAS BEEN VALIDATED BY THE SURGEON, THE 3D PRINTING PROCESS STARTS**

The MyShoulder cases are managed entirely online, with no need to install any software. The case database is available to the surgeon at any time, from anywhere and the information on the website is always up-to-date.

- **COMPLETE IN-HOUSE TECHNOLOGY**

The MyShoulder process is kept entirely in-house, from the 3D anatomical reconstruction to the manufacturing of the 3D printed patient-specific humeral and glenoidal guides, **allowing a direct contact between the surgeon and her/his personal MyShoulder technician.**

MYSHOULDER WORKFLOW



Medacta receives the CT images of the patient's joint.



Virtual positioning of the implant is proposed to the surgeon, who can modify the planning.



The MyShoulder preoperative planning starts with the 3D reconstruction of the joint, according to the surgeon's preferences.



Once the planning has been validated by the surgeon, the 3D printing in-house manufacturing process starts.

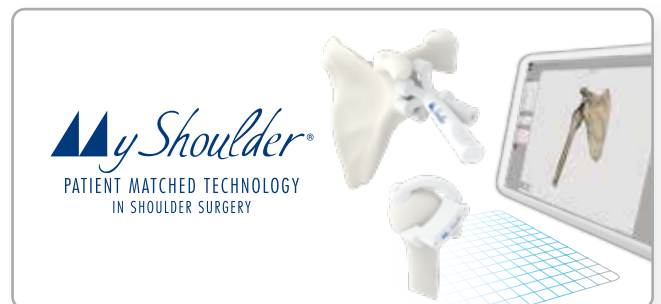
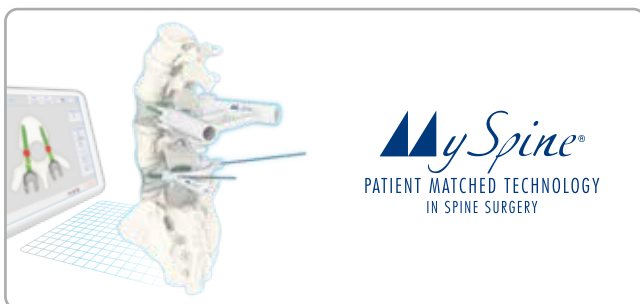
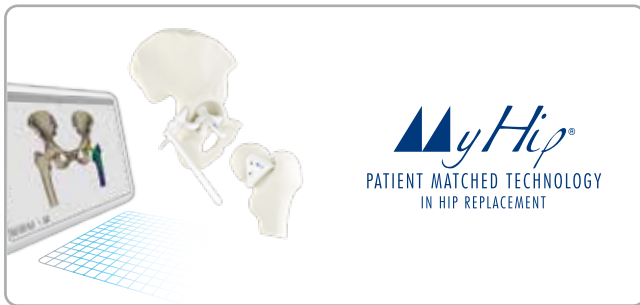
MYSHOULDER EDUCATION PROGRAM

The M.O.R.E. Institute has created a comprehensive Education Program which supports the surgeon in the application of the MyShoulder system through:

- Reference Center**
 You will have the opportunity to visit a Reference Center and attend live MyShoulder surgeries.
- Learning Center**
 Attend a MyShoulder WetLab, meet experienced surgeons and discuss the clinical and economic benefits of the MyShoulder technology.
- Support at your hospital**
 An experienced Reference Surgeon can support you during your first cases at your own hospital.
- Continuous Education**
 Through MyShoulder user meetings, M.O.R.E. International events, Reference Center visits and other educational tools.

Simply contact Medacta and we will create an Education Program for you!

MYSOLUTION: LEADER IN PATIENT MATCHED TECHNOLOGY



This document is not intended for the US market.
 All trademarks are the property of their respective owners and are registered at least in Switzerland.
 Please verify approval of the devices described in this document with your local Medacta representative.