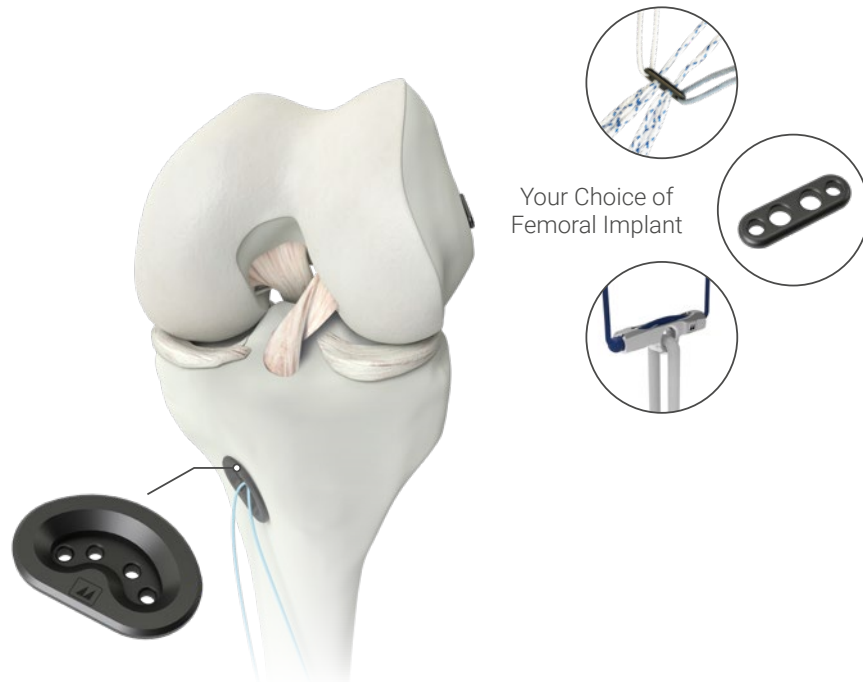


# **M-ARS<sup>®</sup> ACL**

MEDACTA ANATOMIC RIBBON SURGERY



## RIBBON ACL RECONSTRUCTION TO REDISCOVER THE ANATOMICAL WAY

**MIMICS THE NATIVE ANATOMICAL ACL**

### **MORE NATURAL STRESS DISTRIBUTION**

The ribbon-like structure of the graft can reproduce the native anatomy and may replicate the kinematics of both bundles of the ACL

**DEDICATED INSTRUMENTS AND IMPLANTS**

### **IMPROVED HEALING**

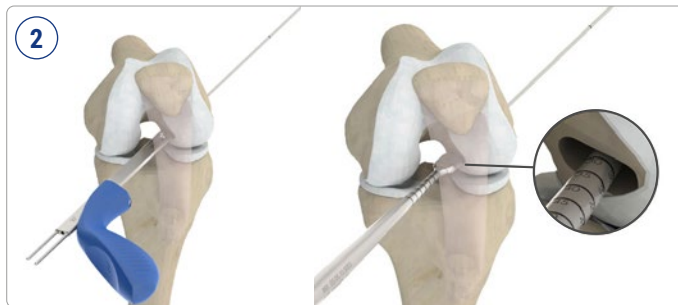
The graft to bone contact area\* is increased by 25% as compared to traditional round graft tunnels, potentially leading to an increase in bony ingrowth

\*data on file

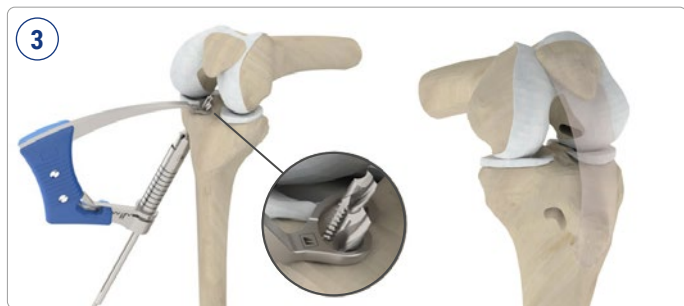
## SURGICAL STEPS



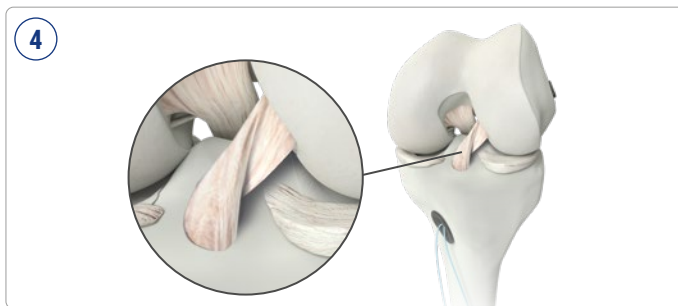
**GRAFT PREPARATION**  
From round to flat shape



**FEMORAL TUNNEL PREPARATION**  
Flat origin



**TIBIAL TUNNEL PREPARATION**  
Crescent shaped insertion



**GRAFT INSERTION AND FIXATION**  
Natural contour of the graft during placement

## ORDERING INFORMATION

| Order Number | Description                    | Order Number | Description                   |
|--------------|--------------------------------|--------------|-------------------------------|
| 05.05.0091   | FairFix Adjustable Button      | 05.05.0026   | MectaFix Continuous Loop 35mm |
| 05.05.0002   | Extracortical Femoral Button   | 05.05.0027   | MectaFix Continuous Loop 40mm |
| 05.05.0001   | Tibial Pull Suture Plate (PSP) | 05.05.0028   | MectaFix Continuous Loop 45mm |
| 05.05.0022   | MectaFix Continuous Loop 15mm  | 05.05.0029   | MectaFix Continuous Loop 50mm |
| 05.05.0023   | MectaFix Continuous Loop 20mm  | 05.05.0030   | MectaFix Continuous Loop 55mm |
| 05.05.0024   | MectaFix Continuous Loop 25mm  | 05.05.0031   | MectaFix Continuous Loop 60mm |
| 05.05.0025   | MectaFix Continuous Loop 30mm  |              |                               |

### INSTRUMENT SETS

| Order Number | Description                                  |
|--------------|----------------------------------------------|
| 05.05S.002   | Sports Medicine - Knee Ribbon ACL set        |
| 05.05S.004   | Sports Medicine - Knee Preparation Table set |
| 05.05S.001   | Sports Medicine - Knee general set           |

## RELATED PRODUCTS

| Order Number  | Description                       | Order Number  | Description                         |
|---------------|-----------------------------------|---------------|-------------------------------------|
| 05.05.10.0132 | M-ARS ACL wires kit               | 05.05.10.0111 | Horizontal Cutter - MARS ACL SMALL  |
| 05.05.10.0145 | Coated Ø2.4mm K-wire              | 05.05.10.0112 | Horizontal Cutter - MARS ACL MEDIUM |
| 05.05.10.0146 | Coated Ø2.4mm passing wire        | 05.05.10.0113 | Horizontal Cutter - MARS ACL LARGE  |
| 05.05.10.0104 | Vertical Cutter - MARS ACL SMALL  | 05.05.10.0093 | MectaQTH Cutter Handle              |
| 05.05.10.0105 | Vertical Cutter - MARS ACL MEDIUM | 05.05.10.0092 | Subcutaneous Cutter Small           |
| 05.05.10.0106 | Vertical Cutter - MARS ACL LARGE  | 05.05.10.0114 | Subcutaneous Cutter Large           |





[SPORTSMED.MEDACTA.COM](https://www.sportsmed.medacta.com)


Distributed by **Medacta International SA** | Strada Regina - 6874 Castel San Pietro - Switzerland | Phone +41 91 696 60 60 | Fax +41 91 696 60 66 | info@medacta.ch

Find your local dealer at: [medacta.com/locations](https://www.medacta.com/locations). All trademarks and registered trademarks are the property of their respective owners. This document is intended for the US market. Please verify approval of the devices described in this document with your local Medacta representative.

ref: 99.101.1SALESSUS rev. 00 Last update: December 2021