

Improve your quality of life with the

MEDACTA SHOULDER SYSTEM



Suffering from shoulder pain?

If shoulder pain limits your daily activities, affects your mood, your health and your general well-being...

You're certainly not alone!

Are you considering Shoulder Replacement?

There are a number of surgical and non-surgical solutions available to treat your disease. Depending on your condition, your doctor may suggest that you undergo a shoulder replacement (substitution of damaged bone and cartilage with a prosthesis).

The Medacta Shoulder System may be your solution

The Medacta Shoulder System is a complete and innovative solution that features a broad range of options engineered to fit patient anatomies.

Furthermore it is supported by the CT-based MyShoulder 3D preoperative planning solution to create patient-specific instruments.

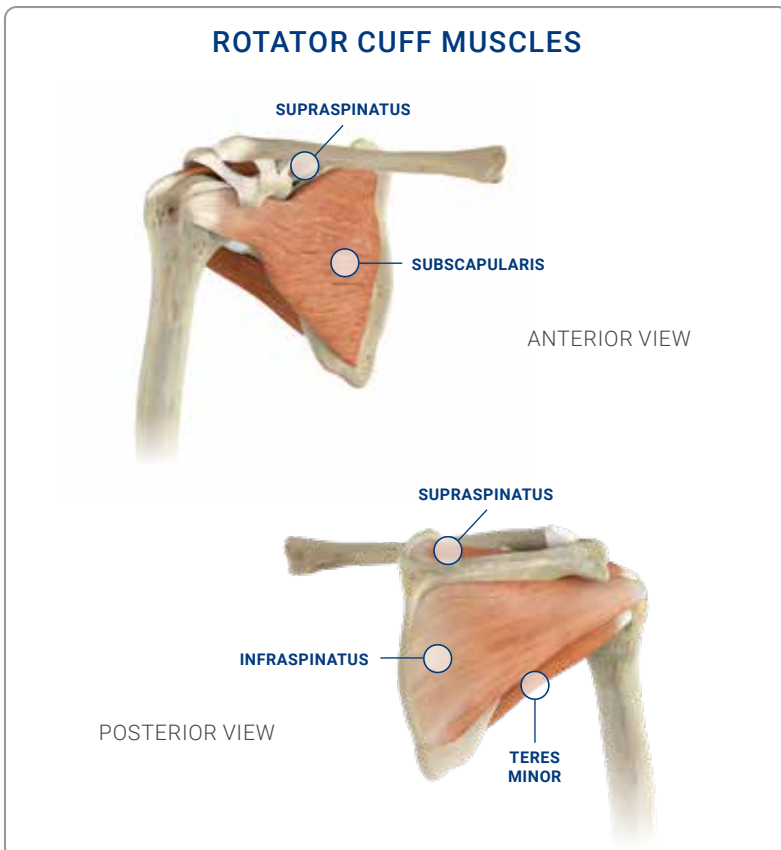


Shoulder anatomy

The shoulder joint is the most mobile joint in the human body and is classified as a ball-and-socket joint. The joint capsule, ligaments and shoulder muscles work together with their tendons to stabilize the articulation.

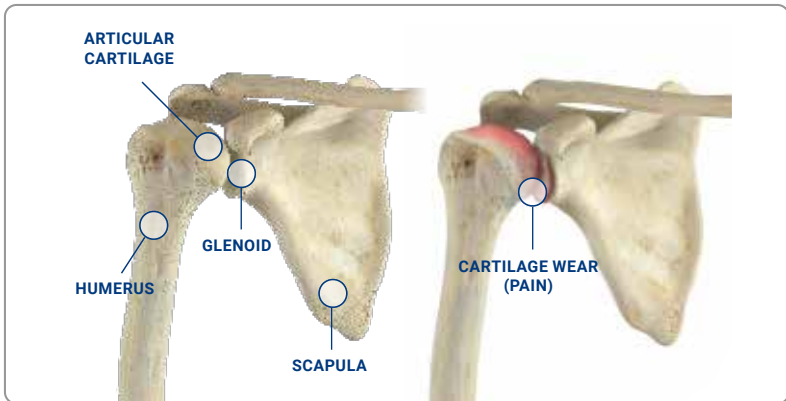
The humeral head articulates against the socket of the scapula, or glenoid, during movement of the joint. All the bones are covered by cartilage, which acts like a cushion.

The rotator cuff is a group of four muscles that surround the shoulder joint and provide stability.



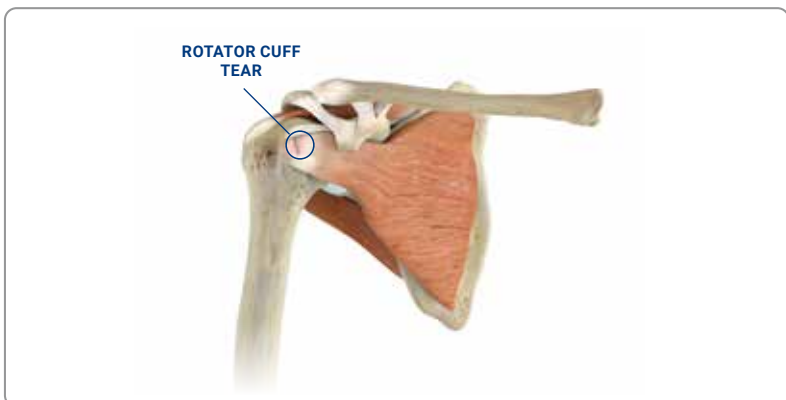
What is osteoarthritis?

One of the main causes of shoulder joint disease is the wear of the cartilage, which is known as osteoarthritis. **This wear can cause shoulder pain.** In the case of advanced osteoarthritis your doctor may suggest that you undergo a shoulder replacement.



What is cuff tear arthropathy?

The other main cause of shoulder joint diseases is CTA (Cuff Tear Arthropathy). In this condition, not only has the cartilage been damaged, but also the rotator cuff tendons that connect the muscles to the bones. **In the case of rotator cuff insufficiency, pain may occur during movement.**



What is Shoulder Replacement?

A shoulder prosthesis is an artificial articulation composed of metallic and plastic implants.

There are two types of total shoulder prosthesis:

ANATOMIC

The humeral head is replaced with a metallic head assembled on a metallic stem. The glenoid is replaced with a plastic component. **The anatomic solution is usually recommended for patients whose rotator cuff is in good condition.**



REVERSE

The "normal" structure of the joint is reversed. This means that the metallic ball is attached to the glenoid while the socket is moved to the humeral side. **The reverse solution is usually recommended for patients with cuff tear arthropathy.**



Why a Shoulder Replacement?

With almost 40 years of history, shoulder replacement surgery is a common and safe procedure for the treatment of your disease.

The main benefits of a successful shoulder replacement are:

1. Reduction in shoulder pain

There should be a dramatic reduction in pain.

2. Recovery of mobility

You should see modest gains with the goal of restoration to the original mobility of your shoulder.

3. Improvement in quality of life

Your everyday activities and your social life will no longer be limited by pain and reduced mobility.



MEDACTA SHOULDER SYSTEM



If you have any concerns about your new shoulder
don't hesitate to contact your doctor. Finally...

...enjoy your new shoulder!

For further information visit the website:

mynewmedactashoulder.com



Medacta International SA
Strada Regina - 6874 Castel San Pietro - Switzerland
Phone +41 91 696 60 60 - Fax +41 91 696 60 66
info@medacta.ch