

HAND INSTRUMENTS



Product Catalogue

Joint

Spine

Sports Med

INDEX

1. HAND INSTRUMENTS OVERVIEW	4
2. PUNCHES	4
3. GRASPERS	6
5. PENETRATORS	8
6. SUTURE CUTTERS	9
7. CLEANING FEATURES	11

1. HAND INSTRUMENTS OVERVIEW

In arthroscopic surgery, meniscus, cartilage, ligaments and bones are to be treated depending on the clinical situation. Often times, tissue fragments must be separated or removed from the joint.

To facilitate these arthroscopic treatments, Medacta provides a comprehensive choice of arthroscopic hand instruments: Punches, Graspers, soft tissue Penetrators and Suture Cutters.

2. PUNCHES

Individual instruments provided to remove tissue and bony sections during arthroscopic interventions. Designed to be utilized for: cutting soft tissue bridges, removal of degenerative meniscal tissue, cutting of scar tissue, cutting of synovial folds, separating of lifted cartilage tissue and chopping of loose soft tissue fragments.



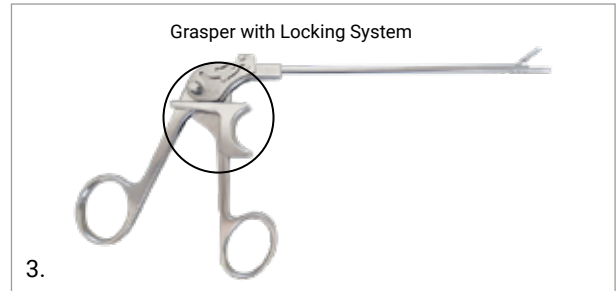
PUNCHES

N.	Ref	Instrument	Description	Image	Qty.
1	05.13.10.0001	Scoop Punch Upbiter	Hooked Tip: 15° upwards straight, width 4 mm Straight Shaft: Ø4 mm, L 120 mm Forceps Handle with Cleaning Mechanism		1
2	05.13.10.0002	Scissor Punch	Aggressive Tip:, straight, width 2,5 mm Straight Shaft: Ø4 mm, L 120 mm Forceps Handle with Cleaning Mechanism		1
3	05.13.10.0003	Standard Punch	Toothed Tip: straight, width 5 mm Straight Shaft: Ø4 mm, L 120 mm Forceps Handle with Cleaning Mechanism		1
4	05.13.10.0004	Standard Punch Upbiter	Toothed Tip: 15° upwards straight, width 5 mm Straight Shaft: Ø4 mm, L 120 mm Forceps Handle with Cleaning Mechanism		1

N.	Ref.	Instrument	Description	Image	Qty.
5	05.13.10.0005	Standard Punch Upbiter Left	Toothed Tip: 10° upwards straight, width 5 mm Left Curved Shaft: Ø4 mm, L 120 mm Forceps Handle with Cleaning System		1
6	05.13.10.0006	Standard Punch Upbiter Right	Toothed Tip: 10° upwards straight, width 5 mm Right Curved Shaft: Ø4 mm, L120 mm Forceps Handle with Cleaning System		1
7	05.13.10.0007	Slimline Punch Upbiter	Hooked Tip: 10° upwards straight, width 3 mm Straight Shaft: Ø4 mm, L 120 mm Forceps Handle with Cleaning System		1
8	05.13.10.0008	Narrow Line Punch Upbiter	Toothed Tip: 10° upwards straight, width 5 mm Straight Shaft: Ø4 mm, L 120 mm Forceps Handle with Cleaning System		1
9	05.13.10.0009	Oval Punch	Toothed Tip: straight, width 6 mm Straight Shaft: Ø4 mm, L 120 mm Forceps Handle with Cleaning System		1
10	05.13.10.0010	Oval Punch Upbiter	Toothed Tip: 10° upwards straight, width 6 mm Straight Shaft: Ø4 mm, L 120 mm Forceps Handle with Cleaning System		1
11	05.13.10.0011	Oval Punch Upswept	Toothed Tip: 20° upswept straight, width 6 mm Straight Shaft: Ø4 mm, L 120 mm Forceps Handle with Cleaning System		1
12	05.13.10.0127	Puncher Medium	Straight Tip: width 5 mm Straight Shaft: Ø4 mm, L220 mm Forceps Handle		1
13	05.13.10.0130	Oval Punch	Toothed Tip: straight, width 6,3 mm Straight Shaft: Ø4 mm, L 125 mm Forceps Handle		1

3. GRASPERS

Individual instruments used for gripping tissue during arthroscopic interventions. Designed to be utilized for: removing loose meniscal tissue, removing of mainly detached cartilage flaps, removing of mainly detached osteophytes, gripping and carrying of suture during arthroscopic reconstruction techniques. Available with or without Locking System (L. S.).



GRASPERS

N.	Ref	Instrument	Description	Image	Qty.
1	05.13.10.0012	Alligator Grasper L.S.	Toothed Tip: straight, width 4 mm Straight Shaft: Ø4 mm , L125 mm Forceps Handle with Cleaning System		1
2	05.13.10.0013	Alligator Grasper	Toothed Tip: straight, width 4 mm Straight Shaft: Ø4 mm, L 125 mm Forceps Handle with Cleaning System		1
3	05.13.10.0014	Loose Body Grasper L.S.	Toothed Tip: straight, width 4 mm Straight Shaft: Ø4 mm, L 125 mm Forceps Handle with Cleaning System		1
4	05.13.10.0015	Loose Body Grasper	Toothed Tip: straight, width 4 mm Straight Shaft: Ø4 mm, L 125 mm Forceps Handle with Cleaning System		1

N.	Ref	Instrument	Description	Image	Qty.
5	05.13.10.0016	Grasper Forceps L.S.	Toothed Tip: straight, width 4 mm Straight Shaft: Ø4 mm , L125 mm Forceps Handle with Cleaning System		1
6	05.13.10.0017	Grasper Forceps	Toothed Tip: straight, width 4 mm Straight Shaft: Ø4 mm, L 125 mm Forceps Handle with Cleaning System		1
7	05.13.10.0021	Suture Retriever	Toothed Tip: straight, width narrowed up to 2 mm Straight Shaft: Ø4 mm, L 120 mm Forceps Handle with Cleaning System		1
8	05.13.10.0122	Suture Retriever	Straight Tip: width 3,5 mm Straight Shaft: 4Ø ,L 220 mm Wishbone Handle		1
9	05.13.10.0128	Grasper Cupped L.S.	Straight Tip: width 2,7 mm Straight Shaft: Ø4 mm, L220 mm Forceps Handle		1
10	05.13.10.0129	Grasper L.S.	Toothed Tip: straight, width 4 mm Straight Shaft: Ø4 mm, L220 mm Forceps Handle		1
11	05.13.10.0131	Suture Retriever	Straight Tip: width 3,5 mm Straight Shaft: Ø4 mm, L155 mm Forceps Handle		1

5. PENETRATORS

Individual instruments used for piercing soft tissue and for carrying suture through soft tissue.



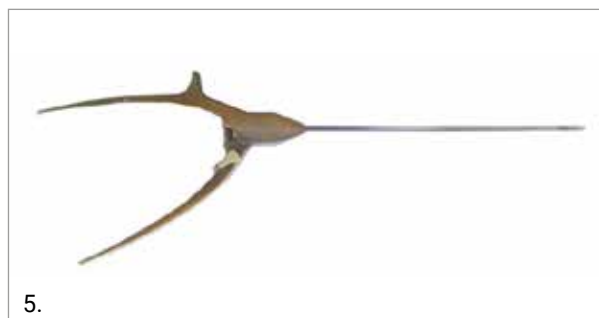
PENETRATORS

N.	Ref	Instrument	Description	Image	Qty.
1	05.13.10.0123	Suture Passer Right	Right Hooked Tip: width 3,5 mm Straight Shaft: Ø4 ,L 155 mm Wishbone Handle Green		1
2	05.13.10.0124	Suture Passer Left	Left Hooked Tip: width 3,5 mm Straight Shaft: Ø4 ,L 155 mm Wishbone Handle Red		1
3	05.13.10.0125	Suture Passer Right	Bent Tip: width 2,5 mm Straight Shaft: Ø4 mm, L155 mm Axial Handle Green		1
4	05.13.10.0126	Suture Passer Left	Bent Tip: width 2,5 mm Straight Shaft: Ø4 mm, L155 mm Axial Handle Red		1
5	05.13.10.0132	Suture Passer	Straight Tip: width 3 mm Straight Shaft: Ø4 mm, L220 mm Wishbone Handle		1



6. SUTURE CUTTERS

Individual instruments used to push knots up to the desired location and to cut sutures during arthroscopic interventions.

The open tip configuration allows for side suture loading within the instrument. The closed tip configuration allows for frontal suture insertion outside the joint improving the stability of the instrument sliding over the suture.




SUTURE CUTTERS

N.	Ref	Instrument	Description	Image	Qty.
1	05.13.10.0027	Suture Cutter	Open Tip: width 4,2 mm Straight Shaft: Ø4 mm, L 165 mm Forceps Handle with Cleaning System		1
2	05.13.10.0133	Suture Cutter	Open Tip: width 4,5 mm Straight Shaft: Ø3 mm, L 220 mm, Wishbone Handle		1
3	05.13.10.0134	Suture Cutter	Open Tip: width 4,5 mm Straight Shaft: Ø3 mm L 165 mm Wishbone Handle		1
4	05.13.10.0135	Suture Cutter	Closed Tip: width 4,5 mm Straight Shaft: Ø3 mm, L 220 mm Wishbone Handle		1
5	05.13.10.0136	Suture Cutter	Closed Tip: width 4,5 mm Straight Shaft: Ø3 mm, L 165 mm Wishbone Handle		1

N.	Ref	Instrument	Description	Image	Qty.
6	05.13.10.0137	Suture Cutter	Open Tip: width 4,5 mm Straight Shaft: Ø3 mm, L 220 mm Forceps Handle		1
7	05.13.10.0138	Suture Cutter	Open Tip: width 4,5 mm Straight Shaft: Ø3 mm, L 165 mm Forceps Handle		1
8	05.13.10.0139	Suture Cutter	Closed Tip: width 4,5 mm Straight Shaft: Ø3 mm, L 220 mm Forceps Handle		1
9	05.13.10.0140	Suture Cutter	Closed Tip: width 4,5 mm Straight Shaft: Ø3 mm, L 165 mm Forceps Handle		1

7. CLEANING FEATURES

All Medacta hand instruments feature an integrated cleaning mechanism achieved through implementation of side fenestrations (a) that allow access to all hidden surfaces.



Additional feature to improve the cleaning process:

Punches from item 1 up to 11, Graspers from item 1 up to 7 and Suture Cutter item 1 allow partial disassembly of the hand-piece during the washing process.

The following images show how to assemble/disassemble Medacta Hand Instruments for cleaning and washing:



Part numbers subject to change.

NOTE FOR STERILISATION

The instrumentation is not sterile upon delivery. It must be cleaned before use and sterilised in an autoclave in accordance with the regulations of the country, EU directives where applicable and following the instructions for use of the autoclave manufacturer. For detailed instructions please refer to the document "Recommendations for cleaning decontamination and sterilisation of Medacta International orthopaedic devices" available at www.medacta.com.



**REDEFINING BETTER
IN ORTHOPAEDICS
AND SPINE SURGERY**

MEDACTA.COM



Medacta International SA
Strada Regina - 6874 Castel San Pietro - Switzerland
Phone +41 91 696 60 60 - Fax +41 91 696 60 66
info@medacta.ch

Find your local dealer at: [medacta.com/locations](https://www.medacta.com/locations)

All trademarks and registered trademarks are the property of their respective owners.
This document is not intended for the US market.
Please verify approval of the devices described in this document with your local Medacta representative.

Hand Instruments
Product Catalogue

ref: 99.101.180
rev. 02

Last update: October 2019
€ 0476