

FastShuttle

SUTURE PASSER SYSTEM



Product Catalogue

Joint

Spine

Sports Med

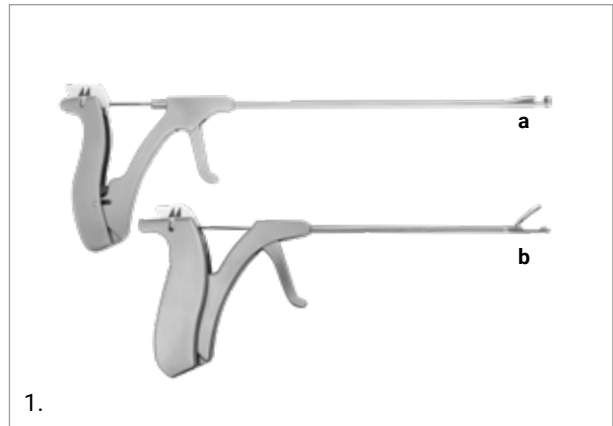
INDEX

1. PRODUCT DESCRIPTION	4
2. GRASPER	4
3. NITINOL NEEDLE	5
4. CLEANING FEATURES	6

1. PRODUCT DESCRIPTION

Medacta FastShuttle System has been designed to manage sutures in (a) hip capsular closure procedures and in (b) shoulder arthroscopic procedures for rotator cuff repair. The system combines a disposable and sterile Nitinol needle with a reusable grasper. The shoulder portfolio includes two different configurations.

The grasper jaw is compatible with the Ø8.5 mm Medacta Cannula System.



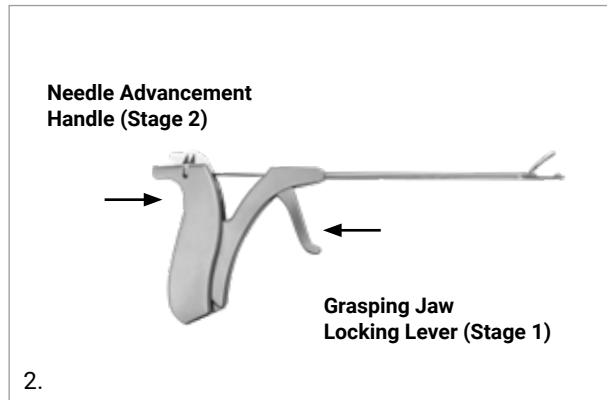
2. GRASPER

The grasper is used to hold the soft tissue in preparation for suture passing.

Shoulder Hand Instrument Grasper

Stage 1: soft tissue locking within the grasping jaws

Stage 2: needle advancement through soft tissue



The shoulder hand instrument grasper holds the shoulder tissue and advances the Nitinol needle through rotator cuff tissue for suture passing.

The device is available in two configurations defined by the upper grasping jaw design.

Suture Passer And Retriever Configuration (Ref. 05.15.10.0015, WL 170 mm)

The suture passer and retriever configuration allows to pull out the suture from the same arthroscopic portal previously used to insert the instrument.



Suture Passer Configuration (Ref. 05.15.10.0016, WL 170 mm)

The suture passer and retriever configuration allows to pull out the suture from the same arthroscopic portal used to previously stitch the suture.

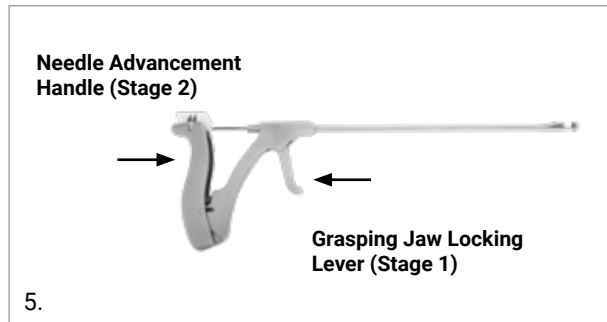


Hip Hand Instrument Grasper

The spring loaded handle works through a two stage mechanism:

Stage 1: soft tissue locking within movable and fixed jaws

Stage 2: needle advancement through hip capsular soft tissue



The hip hand instrument grasper holds the hip capsule tissue and advances the Nitinol needle through hip capsule tissue for suture passing. The device is available in one configuration.

Suture Passer And Retriever Configuration (Ref. 05.11.10.0050, WL 220 mm)

The suture passer and retriever configuration allows to pull out the suture from the same arthroscopic portal used to previously stitch the suture.



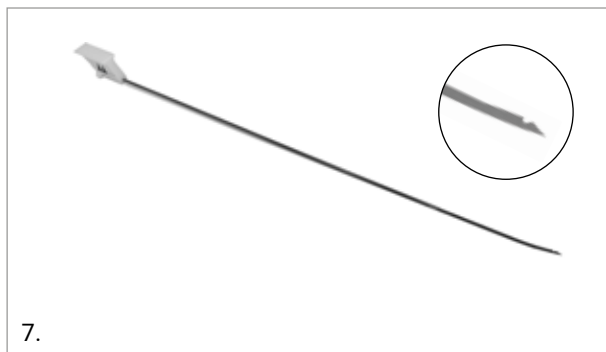
3. NITINOL NEEDLE

The Nitinol needle is equipped with a plastic flag to facilitate needle loading into the hand instrument.

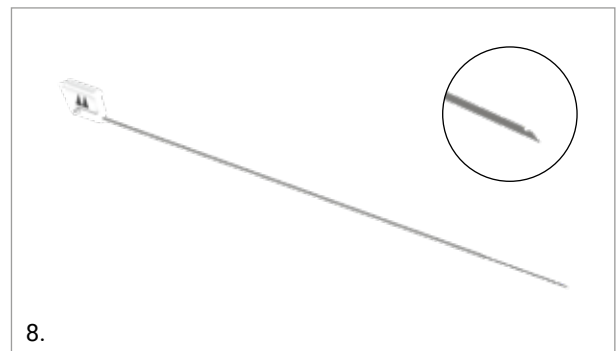
The needle tip is characterized by a thinner cross-section to pierce easily the rotator cuff soft tissue/hip capsule tissue.

The tip of the needle has a hook-shape design to engage the preloaded suture and guide it through the soft tissue once the back handle is squeezed.

FastShuttle Shoulder Needle Upwards Curved Tip (Ref. 05.15.10.0017)



FastShuttle Hip Needle Straight Tip (Ref. 05.11.10.0051)



4. CLEANING FEATURES

The hip grasper features a cleaning mechanism on the back handle that allows access to the inner surfaces of the cannulated shaft.

The following images show how to assemble/disassemble Medacta FastShuttle Capsular Closure grasper for cleaning and washing:



Part numbers subject to change.

NOTE FOR STERILIZATION

The instrumentation is not sterile upon delivery. Instruments must be cleaned before use and sterilized in an autoclave respecting the US regulations, directives where applicable, and following the manufactures instructions for use of the autoclave. For detailed instructions please refer to the document "Recommendations for cleaning decontamination and sterilisation of Medacta International orthopaedic devices" available at www.medacta.com.



**REDEFINING BETTER
IN ORTHOPAEDICS
AND SPINE SURGERY**

MEDACTA.COM



Medacta International SA
Strada Regina - 6874 Castel San Pietro - Switzerland
Phone +41 91 696 60 60 - Fax +41 91 696 60 66
info@medacta.ch

Find your local dealer at: medacta.com/locations

All trademarks and registered trademarks are the property of their respective owners.
This document is intended for the US market.

Medacta FastShuttle
Product Catalogue

ref: 99.116SM.180US
rev. 00

Last update: October 2019