

# MEDACTA ANCHORS



## Product Catalogue

Joint

Spine

Sports Med




## INDEX

<b>1. J-LOCK PEEK SUTURE ANCHOR</b>	<b>4</b>
1.1 MectaLock PEEK Suture Anchor	4
1.2 Dedicated Instruments	4
<b>2. TITANIUM ANCHOR</b>	<b>5</b>
2.1 MectaLock TI Suture Anchor	5
<b>3. TITANIUM IMPACTION ANCHOR</b>	<b>6</b>
3.1 MectaTap TI Suture Anchor	6

## 1. J-LOCK PEEK SUTURE ANCHOR

### 1.1 MECTALOCK PEEK SUTURE ANCHOR

MectaLock PEEK Suture Anchor is an implantable device indicated for the treatment of hip and shoulder instability by means of the re-fixation of the acetabular or glenoidal labrum to the bone. It is composed of an anchoring component and a non-absorbable braided suture directly placed in the final packaging.



The J-Lock Peek Anchor is a knotless device supplied mounted on the tip of the dedicated disposable driver, specifically designed to directly connect into the inner socket of the PEEK Anchor.



Configurations provided with long driver (300 mm):

- MectaLock PEEK Ø2.4 (05.11.001)
- MectaLock PEEK Ø2.9 (05.11.002)
- MectaLock PEEK Ø3.4 (05.11.003)

Configurations provided with short driver (255 mm):

- MectaLock PEEK Ø2.4 (05.10.001)
- MectaLock PEEK Ø2.9 (05.10.002)
- MectaLock PEEK Ø3.4 (05.10.003)

### 1.2 DEDICATED INSTRUMENTS

The Specific instrument set for the MectaLock PEEK Suture Anchors implantation includes reusable obturators and cannulated aimers, with different tip designs and drills to prepare the pilot hole in the bone according to the anchor's diameter. Each instrument is available in two working lengths (Long & Short) according to the intended use.

#### CANNULATED AIMERS

Aimers allow the surgeon to define the proper direction for the pilot hole drilling, protecting the surrounding soft tissues from the drill during use. The different tip designs allow the surgeon to reach the desired spot in a stable and controlled manner, according to the anatomy to be treated.

##### Crown Tip Aimer

Working length:

- 170 mm (05.11.10.0030)
- 125 mm (05.10.10.0010)



##### Fishmouth Tip Aimer

Working length:

- 170 mm (05.11.10.0031)
- 125 mm (05.10.10.0011)



##### Fork Tip Aimer

Working length:

- 170 mm (05.11.10.0032)
- 125 mm (05.10.10.0012)



## DRILLS

Drills are provided to create a pilot hole in the bone, where the anchor can be pushed in. Several diameters, compatible with the anchor core diameter, are available. They are equipped with a motorized drill connection on the proximal end and a hard stop constraining the drill, so it does not protrude beyond the aimers fixed length. They are only indicated for use with the aimers.



Two working lengths available according to the intended use:

### Long

- Ø2.4 diameter (05.11.10.0035)
- Ø2.9 diameter (05.11.10.0036)
- Ø3.4 diameter (05.11.10.0037)

### Short

- Ø2.4 diameter (05.10.10.0015)
- Ø2.9 diameter (05.10.10.0016)
- Ø3.4 diameter (05.10.10.0017)

## OBTURATORS

Obturator are coupled with the aimers provided helping the insertion through the arthroscopic portal. The cannulated tapered tip allows an atraumatic insertion on a metal guide wire.




Two working lengths are available according to the intended use:

- Obturator – Long (05.11.10.0033)
- Obturator – Short (05.10.10.0013)

## 2. TITANIUM ANCHOR

### 2.1 MECTALOCK TI SUTURE ANCHOR

MectaLock TI Suture Anchor is an implantable device used for the soft tissues refixation within the shoulder joint (cuff rotator repair, biceps tenodesis). It is composed of an anchoring component and preloaded non-absorbable braided sutures.



The Titanium Anchor is a preloaded self-threading screw offering sound interference with the surrounding bone. Along with sutures, it is provided pre-assembled on the tip of the dedicated disposable driver.




Anchors Size:

- MectaLock TI Ø5.0 (05.10.011)
- MectaLock TI Ø6.5 (05.10.012)

### 3. TITANIUM IMPACTION ANCHOR

#### 3.1 MECTATAP TI SUTURE ANCHOR

MectaTap TI Suture Anchor is an implantable device used for soft tissues refixation within the shoulder joint (cuff rotator repair, biceps tenodesis). It is composed of an anchoring component and preloaded non-absorbable braided sutures.



The Titanium Anchor is a preloaded self-tapping bullet-shape screw ensuring better interference with the surrounding bone. The Titanium Impaction Anchor and the sutures are provided pre-assembled on a disposable driver.



Anchors Size:

- MectaLockTap TI Ø5.0 (05.10.013)
- MectaLockTap TI Ø6.5 (05.10.014)

## NOTES FOR STERILIZATION

The disposable Mecta Anchors are provided sterile. MectaLock PEEK reusable instruments are not sterile upon delivery. They must be cleaned before use and sterilised in an autoclave noting the regulations of the country, EU directives where applicable and following the instructions for use of the autoclave manufacturer. For detailed instructions please refer to the document "Recommendations for cleaning decontamination and sterilization of Medacta® International orthopaedic devices" available at [www.medacta.com](http://www.medacta.com).



---

**REDEFINING BETTER  
IN ORTHOPAEDICS  
AND SPINE SURGERY**

---

MEDACTA.COM



**Medacta International SA**  
Strada Regina - 6874 Castel San Pietro - Switzerland  
Phone +41 91 696 60 60 - Fax +41 91 696 60 66  
info@medacta.ch

Find your local dealer at: [medacta.com/locations](https://medacta.com/locations)

All trademarks and registered trademarks are the property of their respective owners.  
This document is not intended for the US market.  
Please verify approval of the devices described in this document with your local Medacta representative.

Medacta Anchors  
Product Catalogue

ref: 99.115SM.180  
rev. 00

Last update: April 2019