

# MedactaFlip

INTRA ARTICULAR EXPANDER



## Surgical Technique

Joint

Spine

Sports Med

## NOTE

This document describes the Medacta MectaFlip Surgical Technique.

## INDEX

<b>1. INTRODUCTION</b>	<b>4</b>
1.1 Indications of use	4
1.2 Contraindications	4
<b>2. INSTRUMENTS OVERVIEW</b>	<b>4</b>
2.1 MectaFlip description	4
2.2 Surgical steps	4

## 1. INTRODUCTION

This surgical technique describes how to retract soft tissues from the surgical site with Medacta MectaFlip.

### CAUTION

Federal law (USA only) restricts these devices to sale distribution and use by or on the order of a physician.

### 1.1 INDICATIONS OF USE

MectaFlip is used for hip arthroscopy soft tissue management, designed to retract the hip joint capsule and to increase the visibility in the intra-operative space during hip arthroscopic procedures. Indications include failure of previous hip surgery, joint reconstruction, internal fixation, arthrodesis, partial hip arthroplasty, hip resurfacing replacement or total hip arthroplasty.

### 1.2 CONTRAINDICATIONS

The contraindications of Medacta MectaFlip are the following:

- MectaFlip instruments should not be used for anything other than their intended use, as defined in the instructions for use of the device
- MectaFlip instruments should not be used in cases involving active sepsis, infection, or poor quality of tissues involved
- MectaFlip instruments should not be used in cases involving foreign body sensitivity, known or suspected allergies to the device materials

## 2. INSTRUMENTS OVERVIEW

The Medacta MectaFlip is a disposable instrument for Hip arthroscopy soft tissue management designed to retract the soft tissue from the surgical site and to increase the visibility on the intra-operative space during hip arthroscopic procedures.

### 2.1 MECTAFLIP DESCRIPTION

The Medacta MectaFlip Intra Articular Expander is a Ø3 mm needle with a patented mechanism allowing for flipping the tip by 90°. The plastic barrel controls the movement of the flipping tip used to retract the soft tissue in a precise way thanks to the dedicated mechanism. The detachable plastic counterplate is designed to compress a wider area of soft tissues when coupled with the ratchet of the main body, allowing the use of multiple devices at the same time if bigger retraction is needed.



3 lengths available:

- 05.09.10.0001 MectaFlip 80mm
- 05.09.10.0002 MectaFlip 120mm
- 05.09.10.0003 MectaFlip 150mm

- Movable tip (0°-90°) controlled by the plastic barrel
- Plastic counterplate that engages with body ratchet

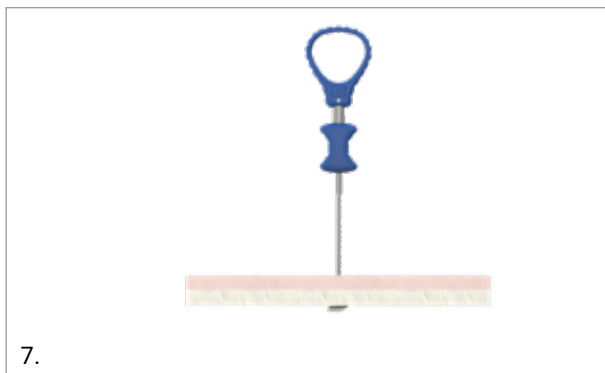

### 2.2 SURGICAL STEPS

Insert the main body through the skin until the desired position is reached, keeping the tip in straight configuration.

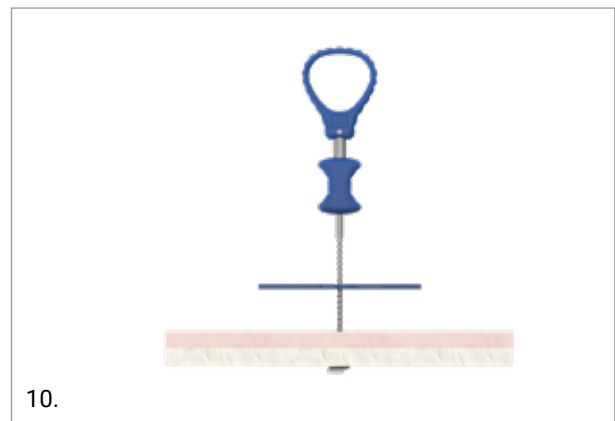






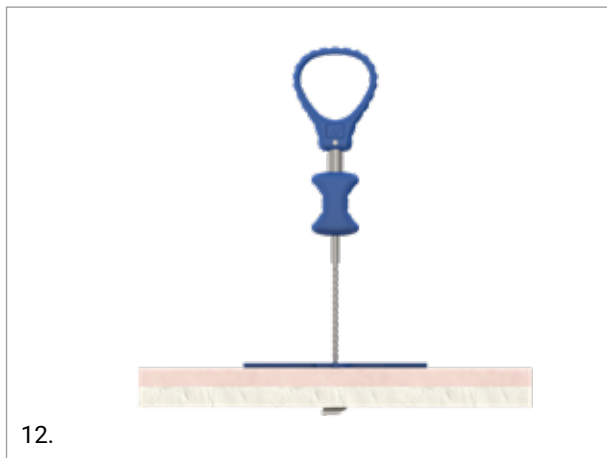
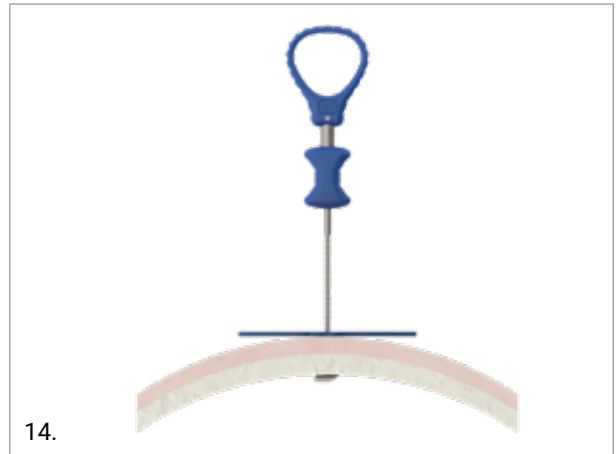
Flip the distal tip by moving the plastic barrel until the final position is reached.



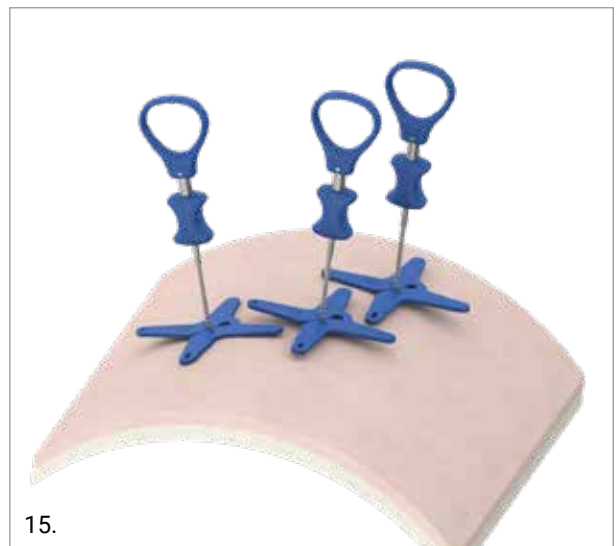
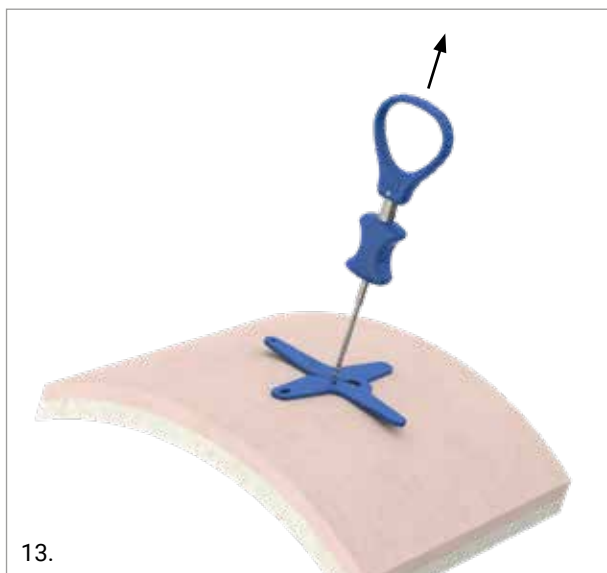
Couple the star counter plate over the main body pressing the star handles.



Press the counterplate towards the skin while pulling the ring handle with the other hand in order to compress and raise the soft tissues.



Multiple devices can be used at the same time if more visibility is needed.



Part numbers subject to change.

## **NOTICE FOR STERILIZATION**

Medacta MectaFlip is delivered sterile



---

**REDEFINING BETTER  
IN ORTHOPAEDICS  
AND SPINE SURGERY**

---

MEDACTA.COM



**Medacta International SA**  
Strada Regina - 6874 Castel San Pietro - Switzerland  
Phone +41 91 696 60 60 - Fax +41 91 696 60 66  
info@medacta.ch

Find your local dealer at: [medacta.com/locations](http://medacta.com/locations)

All trademarks and registered trademarks are the property of their respective owners.  
This document is intended for the US market.

MectaFlip  
Surgical Technique

ref: 99.111SMH.12US  
rev. 00

Last update: May 2019